

Research

Efficacy of lipid lowering drug treatment for diabetic and non-diabetic patients: meta-analysis of randomised controlled trials

João Costa, Margarida Borges, Cláudio David, António Vaz Carneiro

Abstract

Objective To evaluate the clinical benefit of lipid lowering drug treatment in patients with and without diabetes mellitus, for primary and secondary prevention.

Design Systematic review and meta-analysis.

Data sources Cochrane, Medline, Embase, and reference lists up to April 2004.

Study selection Randomised, placebo controlled, double blind trials with a follow-up of at least three years that evaluated lipid lowering drug treatment in patients with and without diabetes mellitus.

Data extraction Two independent reviewers extracted data. The primary outcome was major coronary events defined as coronary heart disease death, non-fatal myocardial infarction, or myocardial revascularisation procedures.

Results Twelve studies were included. Lipid lowering drug treatment was found to be at least as effective in diabetic patients as in non-diabetic patients. In primary prevention, the risk reduction for major coronary events was 21% (95% confidence interval 11% to 30%; $P < 0.0001$) in diabetic patients and 23% (12% to 33%; $P = 0.0003$) in non-diabetic patients. In secondary prevention, the corresponding risk reductions were 21% (10% to 31%; $P = 0.0005$) and 23% (19% to 26%; $P \leq 0.00001$). However, the absolute risk difference was three times higher in secondary prevention. When results were adjusted for baseline risk, diabetic patients benefited more in both primary and secondary prevention. Blood lipids were reduced to a similar degree in both groups.

Conclusions The evidence that lipid lowering drug treatment (especially statins) significantly reduce cardiovascular risk in diabetic and non-diabetic patients is strong and suggests that diabetic patients benefit more, in both primary and secondary prevention. Future research should define the threshold for treatment of these patients and the desired target lipid concentrations, especially for primary prevention.

Introduction

The prevalence of diabetes mellitus is increasing. Up to 218 million people are likely to have the disease by 2010.¹ The current understanding is that type 2 diabetes mellitus is a metabolic disorder, defined by hyperglycaemia, with dyslipidaemia, hypertension, abdominal obesity, and insulin resistance. The management of diabetes mellitus has changed recently, from a focus on hyperglycaemia alone to a multifactorial approach to risk management.¹

The risk of myocardial infarction in patients with diabetes mellitus without a history of myocardial infarction is as high as

that in patients without diabetes mellitus who have had a myocardial infarction.² Mortality after the first myocardial infarction is higher in both men and women with diabetes mellitus than in their non-diabetic counterparts.³ US epidemiological data show that although mortality due to coronary artery disease has declined overall, this is not the case in the diabetic population. In the UK prospective diabetes study,⁴ 49% of deaths within 10 years of diagnosis were due to cardiovascular disease. In addition, atherosclerosis is more frequent and more extensive and has an earlier onset among people with diabetes mellitus than in people without the condition.

Diabetes affects virtually all lipids and lipoproteins, and dyslipidaemia is a consistent finding in people with type 2 diabetes. Patients typically have increased plasma concentrations of triglycerides, low plasma concentrations of high density lipoprotein (HDL) cholesterol, but only slightly raised plasma concentrations of low density lipoprotein (LDL) cholesterol. Patients with type 2 diabetes also tend to have a preponderance of atherogenic small dense LDL.⁵⁻⁸ In one study, 79% of patients were classified as having small dense LDL (apolipoprotein B in LDL-5 plus LDL-6 > 25 mg/dl).⁹

The effectiveness of 3-hydroxy-3-methylglutaryl coenzyme A reductase inhibitors (statins) in treating dyslipidaemia, and thereby reducing the risk of coronary events, has been shown in large scale studies of both primary and secondary intervention to reduce coronary artery disease.¹⁰ The results of the heart protection study did not show a threshold effect in benefit associated with reduction in LDL cholesterol,¹¹ suggesting that the use of the classic target concentration to guide treatment may result in undertreatment of many patients who would benefit from additional lowering of LDL cholesterol. The National Cholesterol Education Program Adult Treatment Panel III guidelines include diabetes mellitus in the newly defined coronary artery disease risk equivalent category, carrying the recommendation of lipid lowering treatment to reduce LDL cholesterol to a target of < 100 mg/dl.¹²

A recent meta-analysis has evaluated the efficacy of lipid lowering drug treatment in patients with type 2 diabetes on the basis of subgroup analysis from large trials and showed that both statins and fibrates reduce the cardiovascular risk.¹³ These data served as a basis for the background paper that the American College of Physicians used to support the recent guidelines for lipid control in the management of type 2 diabetes.¹⁴ The main practice recommendations were that lipid lowering drug treatment should be used for secondary prevention of cardiovascular mortality and morbidity in all patients (both men and women) with known coronary artery disease and type 2 diabetes and that statins should be used for primary prevention against

macrovascular complications in patients (both men and women) with type 2 diabetes and other cardiovascular risk factors.

Bearing in mind the limitations of this meta-analysis (search date, number of included trials, outcomes selected, and data for non-diabetic patients), we aimed to evaluate and compare the efficacy of lipid lowering drug treatment in patients with and without diabetes mellitus, by doing a meta-analysis of published unconfounded randomised, prospective, placebo controlled, double blind clinical trials.

Methods

Studies

The criteria for inclusion of trials in the meta-analysis were a lipid lowering/cholesterol drug arm; a placebo arm; adequate concealment of random allocation; double blind assessment, including clinical outcomes; at least 500 patients per group; reference to type 2 diabetic patients and non-diabetic patients in both arms; follow-up of at least three years; a hard end point that was a cardiovascular event as the primary or secondary end point; and provision for or allowing calculation of individual results for the diabetic and non-diabetic subgroups.

We considered trials that enrolled patients with or without previous coronary artery disease, aiming to evaluate the efficacy in both primary and secondary prevention. We excluded trials that followed patients for a short period of time, mainly because cardiovascular risk falls relatively little within the first two years before the full effect of reducing serum LDL cholesterol concentrations is achieved,¹⁵ thereby underestimating the preventive effect of lipid lowering drug treatment.¹⁶

Outcome measures

Our primary outcome was a composite of major coronary events defined as coronary artery disease death, non-fatal myocardial infarction, or myocardial revascularisation procedures (coronary artery bypass grafting or percutaneous transluminal coronary angioplasty). Secondary outcomes were coronary artery disease death or non-fatal myocardial infarction, coronary artery disease death, non-fatal myocardial infarction, revascularisation procedures, stroke, and blood lipid concentration changes: total cholesterol, LDL cholesterol, HDL cholesterol, and triglycerides.

Search strategy for identification of studies

We identified published studies through a literature search using Medline (1966 through April 2004), Embase (1980 through April 2004), and Cochrane Central (in *Cochrane Library* issue 2, 2004) and by extensive searching using cross references from original articles and reviews.

The search of the electronic databases used the following terms: exp "antilipemic agents"/; lovastatin; simvastatin; fluvastatin; pravastatin; cerivastatin; atorvastatin; rosuvastatin; bezafibrate; colestipol; gemfibrozil; procetofen; or nicotinic acid. We searched all terms as indexed and as free text terms. Additionally, we used the conditions (exp "diabetes mellitus"/or diabet*.tw) and (exp "cardiovascular diseases"/or "cerebrovascular disorders"/; or "mortality"/or "myocardial revascularization"/) to identify trials that included diabetic patients and measured cardiac or cerebrovascular outcomes. We limited the search to English language papers and to humans. We screened titles, keywords, and abstracts of the citations downloaded from the electronic searches and obtained full copies of potentially suitable reports for further assessment.

Study selection and data extraction

Two authors (JC, MB) independently assessed the studies identified by the search strategy, to identify potentially suitable trials

according to the criteria outlined above. Details about methodological quality and sources of bias, demographics, and clinical characteristics, number of patients excluded or lost to follow-up, definition of outcomes, entry and exclusion criteria, and extraction of eligible data were obtained independently, written on to standardised forms, and cross checked for accuracy. All disagreements were resolved by consensus.

Data analyses

We used the statistical software provided by the Cochrane Collaboration (Revman 4.2.7) for statistical analyses. We tested heterogeneity between trial results by using the I^2 test. We reported the results as relative risk reduction (and 95% confidence intervals), using the DerSimonian and Laird random effect method or the Mantel-Hansel fixed effect method, according to the existence or not of important heterogeneity between trial results.

We compared the significance of any differences between subgroups by calculating a two tailed z score ($z = (\ln OR1 - \ln OR2) / \sqrt{(\text{var}[\ln OR1] + \text{var}[\ln OR2])}$), where OR1 and OR2 are the combined odds ratios from each subgroup and var is the variance of each determined from the 95% confidence interval.¹⁷ We also used the standard χ^2 test for heterogeneity.¹⁸

We calculated the number needed to treat and 95% confidence interval from meta-analysis estimates (adjusted odds ratio) and did not treat the data as if they all arose from a single trial, as this approach is more prone to bias, especially when important imbalances exist between groups within one or more trials in the meta-analysis.¹⁹ Calculations also took into account the baseline risk, defined as the percentage of patients with events in the control arm.

Analysis was done separately for primary and secondary prevention, for diabetic and non-diabetic patients, and for statins and fibrates.

Results

Description of studies

The search yielded a total of 581 reports. Applying our criteria, we selected 12 trials for inclusion in the final analysis; six trials reported data on primary coronary artery disease prevention, and eight reported on secondary prevention.^{11 20-37} Table 1 shows the main characteristics of these studies.

We excluded two important trials (WOSCOPS and BIP) because no data were available for diabetic patients. WOSCOPS was a primary prevention trial of pravastatin versus placebo that enrolled 6595 male patients with hypercholesterolaemia, of whom only 1% had diabetes.^{38 39} The relative risk reduction of coronary events was 31% (95% confidence interval 17% to 43%). BIP was a secondary prevention trial of bezafibrate versus placebo that enrolled 3090 patients, of whom only 10% had diabetes.⁴⁰ No significant differences were found.

Event rate

As expected, diabetic patients had a significantly higher risk of major coronary events than non-diabetic patients, in both placebo and treatment groups, in primary and secondary prevention trials (fig 1 and fig 2).

Clinical outcomes

Lipid lowering drug treatment seems to be equally efficacious in diabetic and non-diabetic patients. In primary prevention, the risk reduction for a major coronary event was 21% (11% to 30%; $P < 0.0001$) in diabetic patients and 23% (12% to 33%; $P = 0.0003$) in non-diabetic patients treated with either statins or

Table 1 Characteristics of included studies

Trial	Type of prevention	Patients	Drug	No	Mean (range) age	Women (%)	DM (%)	Mean baseline LDL-C (mmol/l)	Mean follow-up (years)	Primary outcome	Quality appraisal (Jadad scale)
AFCAPS/ TexCAPS ²⁰	Primary	22% HT; 13% smoking; 35% low HDL-C	Lovastatin 20 mg/day, titrated to 40 mg/day if LDL-C >2.84 mmol/l	6 605	58 (45-73)	15	2.3	5.7	5.2	Fatal or non-fatal MI, unstable angina, or sudden cardiac death	5
ALLHAT-LLA ²¹	Primary	HT plus one other CHD risk factor; 13% had CHD	Pravastatin 40 mg/day v usual care rather than placebo	10 355	66 (55-?) (55% ≥65)	49	35	5.8	4.8	All cause mortality	3
HHS ²²	Primary	Primary dyslipidaemia (non-HDL-C >5.2 mmol/l)	Gemfibrozil 600 mg twice a day	4 081	47 (40-55)	0	3.3	6.3*	5.0	CHD death or MI (fatal or non-fatal)	5
ASCOT-LLA ²³	Primary	HT plus three other cardiovascular risk factors	Atorvastatin 10 mg/day	10 305	63 (40-79)	19	11.6	5.5	3.3**	CHD death or non-fatal MI	5
HPS ^{11,24}	Primary and secondary	65% CHD; 35% CVD, PAD, or DM	Simvastatin 40 mg/day	20 536	64 (40-80)	25	29	5.9	5.0	All cause mortality	5
PROSPER ²⁵	Primary and secondary	44% vascular disease (CHD, CVD, PAD); 56% HT, DM, or smoking	Pravastatin 40 mg/day	5 804	75 (70-82)	52	10.7	5.7	3.2	CHD death or non-fatal MI or stroke (fatal and non-fatal)	5
4S ²⁶⁻²⁸	Secondary	MI (80%) or angina pectoris	Simvastatin 20 mg/day, titrated to 40 mg/day if total cholesterol >5.17 mmol/l	4 444	59 (35-70)	19	10.8	6.8	5.4	All cause mortality	5
CARE ^{29,30}	Secondary	MI	Pravastatin 40 mg/day; cholestyramine added if LDL-C >4.53 mmol/l	4 159	59 (21-75)	14	14.1	5.4	5.0**	CHD death or non-fatal MI	4
LIPID ^{31,32}	Secondary	MI (64%) or unstable angina	Pravastatin 40 mg/day	9 014	62 (31-75)	17	12.1	5.6	6.1	CHD death	5
LIPS ³³	Secondary	Successful PCI	Fluvastatin 40 mg twice a day	1 677	60 (18-80)	16	12	5.2	3.9**	CHD death, non-fatal MI, or reintervention procedure	5
Post-CABG ^{34,35}	Secondary	Coronary bypass grafts; 49% had MI	LDL-C goal of 1.55-2.20 mmol/l v 3.36-3.62 mmol/l using lovastatin	1 351	62 (21-74)	7.8	8.6	3.5	4.3	Angiographic outcomes	3
VA-HIT ^{36,37}	Secondary	MI (61%), angina, coronary revascularisation, or angiographic stenosis >50%	Gemfibrozil 600 mg twice a day	2 531	64 (?-74) (77% >60)	0	30	2.9	5.1**	CHD death or non-fatal MI	5

CHD=coronary heart disease; CVD=cerebrovascular disease; DM=diabetes mellitus; HDL-C=high density lipoprotein cholesterol; LDL-C=low density lipoprotein cholesterol; MI=myocardial infarction; HT=hypertension; PAD=peripheral arterial disease; PCI=percutaneous coronary intervention.

*Non-HDL-C (total cholesterol minus LDL cholesterol).

**Median.

gemfibrozil. In secondary prevention, the risk reduction for a major coronary event was 21% (10% to 31%; P = 0.0005) in dia-

betic patients and 23% (19% to 26%; P < 0.00001) in non-diabetic patients treated with either statins or gemfibrozil.

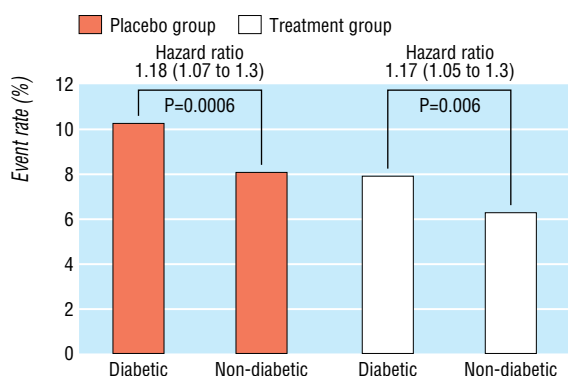


Fig 1 Event rate for major coronary events in primary prevention trials (mean weighted follow-up 4.5 years)

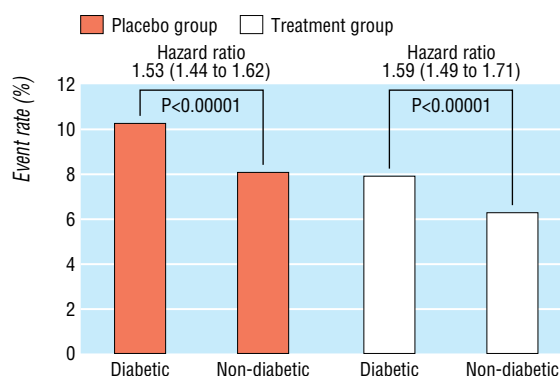


Fig 2 Event rate for major coronary events in secondary prevention trials (mean weighted follow-up 5.1 years)

Although we found similar relative risk reductions and odds ratios for the primary outcome in primary and secondary prevention, the absolute risk difference was significantly higher in secondary prevention. In primary prevention, the risk difference for major coronary events was -0.02 (-0.04 to -0.00 ; $P=0.1$) in diabetic patients and -0.02 (-0.02 to -0.01 ; $P<0.00001$) in non-diabetic patients (fig 3). In secondary prevention, the risk difference for major coronary events was -0.07 (-0.11 to -0.03 ; $P=0.0003$) in diabetic patients and -0.05 (-0.06 to -0.04 ; $P<0.00001$) in non-diabetic patients (fig 4).

In secondary prevention, we found important differences in secondary outcomes between diabetic and non-diabetic patients. The risk reduction in diabetic and non-diabetic patients treated with either statins or gemfibrozil was 22% (9% to 34%; $P=0.001$) and 26% (22% to 30%; $P<0.00001$) for coronary artery disease death or non-fatal myocardial infarction; 30% (8% to 47%; $P=0.01$) and 21% (5% to 35%; $P=0.01$) for coronary artery disease death (fig 5); 39% (4% to 62%; $P=0.03$) and 29% (18% to

39%; $P<0.00001$) for non-fatal myocardial infarction (fig 6); 30% (17% to 41%; $P\leq 0.0001$) and 23% (18% to 27%; $P\leq 0.00001$) for revascularisation procedures (fig 7); and 36% (17% to 51%; $P=0.0008$) and 22% (13% to 30%; $P\leq 0.00001$) for stroke (fig 8).

Although the efficacy of lipid lowering drug treatment, assessed by risk reduction, was in general similar in diabetic and non-diabetic patients, when we adjusted the results for baseline risk diabetic patients benefited more than non-diabetic patients in secondary prevention for coronary artery disease death, non-fatal myocardial infarction, revascularisation, and stroke. This difference did not reach significance for primary prevention of major coronary events. Table 2 shows the number needed to treat and the benefit per 1000 patients treated.

For some outcomes we found significant heterogeneity ($I^2 > 50\%$) between study results. This was the case for primary prevention of major coronary events in non-diabetic patients ($I^2 = 68\%$)—the funnel plot showed that this was because of the results of the ALLHAT-LLT and PROSPER studies—and in sec-

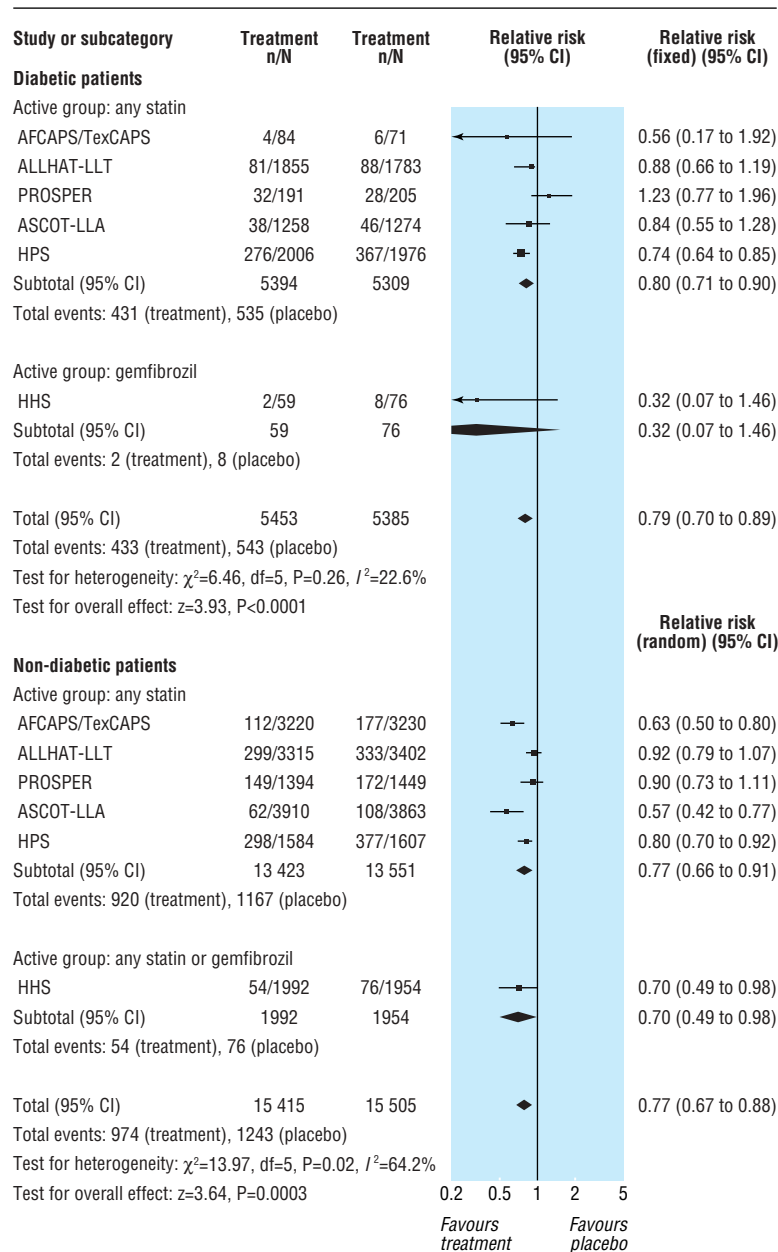


Fig 3 Primary prevention of major coronary events

ondary prevention of major coronary events in diabetic patients ($I^2 = 54\%$), owing to the results of the PROSPER study. Additionally, in secondary prevention of coronary artery disease death ($I^2 = 63\%$) and non-fatal myocardial infarction in non-diabetic patients ($I^2 = 51\%$) it was because of the results of the post-CABG study, and in secondary prevention of non-fatal myocardial infarction in diabetic patients ($I^2 = 54\%$) it was owing to the results of the CARE study (see figures 3 to 6 for individual study results). As we have taken trials' heterogeneity into account in the analysis, our results probably underestimate the true magnitude of the treatment effect.

Effects on blood lipids

The magnitude of change in blood lipids was similar in diabetic and non-diabetic groups; most trials showed a decrease of

15-20% in total cholesterol and increases of 5-7.5% in HDL cholesterol (fig 9). Trials that used gemfibrozil (VA-HIT and HHS) showed smaller decreases in total cholesterol and LDL cholesterol. In the VA-HIT trial, no changes in LDL cholesterol were detected in either group.

Discussion

High blood cholesterol has been shown to be a risk factor for cardiovascular death and coronary heart disease in patients with or without a history of coronary artery disease.^{41 42} As the relation between blood cholesterol and cardiovascular risk is continuous⁴³ (although it can be J shaped for total mortality in some studies), no definite threshold exists above which patients must be treated. In fact, the decision to treat depends more on

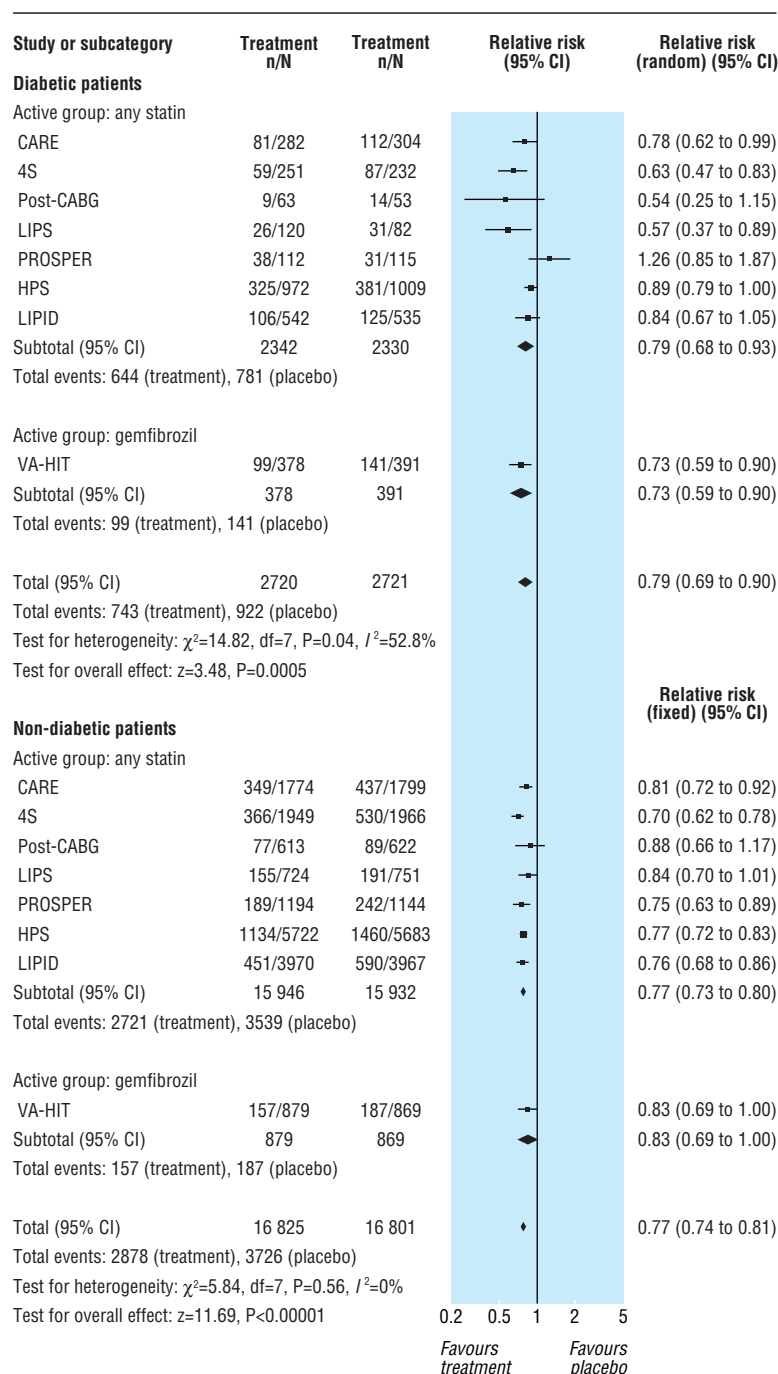


Fig 4 Secondary prevention of major coronary events

the expected absolute risk reduction, taking into account the amount of resources that can be diverted for prevention.⁴⁴ Consequently, variable entry criteria are found in several clinical trials.

Cardiovascular disease is the most common cause of death in the general population. In the United Kingdom and United States, 60-70% of the population die from cardiovascular disease. In people with diabetes, cardiovascular disease complications cause even more morbidity and mortality.⁴⁵ Diabetes is an independent risk factor for cardiovascular disease (up to fivefold), and as many as 80% of patients with type 2 diabetes die from cardiovascular complications, a risk that is not completely explained by traditional risk factors.⁴⁶

Our meta-analysis clearly confirms that reduction of LDL cholesterol concentrations results in an important decrease in major coronary events in diabetic patients and shows similar relative risk reductions and odds ratios for our primary outcomes (major coronary events) in both diabetic and non-diabetic patients and in primary and secondary prevention. However, the absolute risk difference was three times higher in secondary prevention, reflecting the higher cardiovas-

cular risk of these patients, as indicated by the higher rate of coronary events in secondary prevention trials.

We were unable to analyse secondary outcomes in primary prevention, as no data were available from the trials. Also, indirect comparisons between statins and fibrates should be made with caution, as only one trial evaluated fibrate treatment. Importantly, the results of some secondary outcomes in secondary prevention clearly show that diabetic patients benefit significantly more from treatment with lipid lowering drugs than do non-diabetic patients.

Limitations of the study

Our meta-analysis has some limitations. Firstly, we included the results of the PROSPER, post-CABG, and VA-HIT studies in our primary outcome, although these studies report only combined results for coronary events and stroke. Secondly, for all our secondary outcomes we excluded the data from diabetic patients in the HPS study, because only 33% of these patients had history of coronary artery disease and no individual information was available for subgroups of diabetic patients with or without previous coronary artery disease. Thirdly, the definition of diabetes has

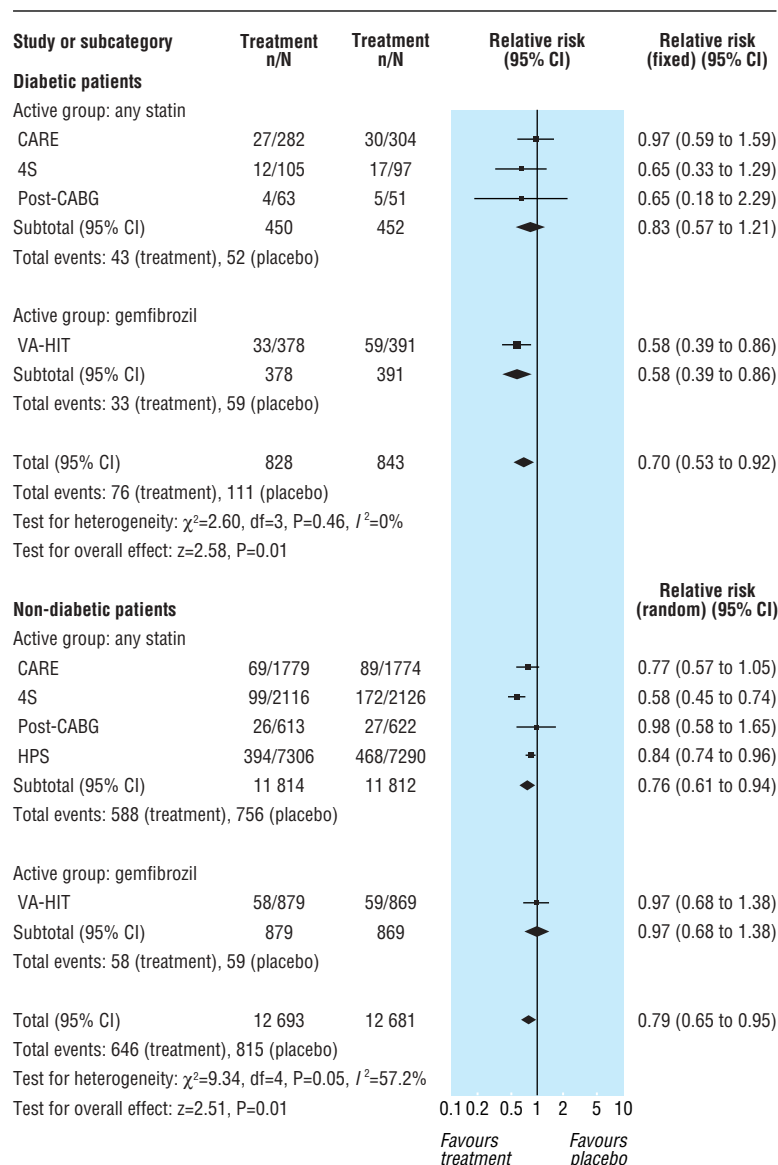


Fig 5 Secondary prevention of coronary heart disease death

changed over the years and seven (4S, HHS, VA-HIT, post-CABG, LIPID, HPS, and CARE) of the 12 studies included have released post hoc analysis for the diabetic patients' subgroup (for the meta-analysis we considered the most updated results and not those from the original reports). Fourthly, we included the post-CABG study, which had a 2x2 factorial design and compared moderate versus aggressive treatment without a true placebo arm. Fifthly, we were unable to explore the effect of the dose or individual drugs. None the less, to our knowledge, this is the first meta-analysis that has compared cardiovascular risk reduction in diabetic versus non-diabetic patients.

Implications for practice

Although the benefits of statins for secondary prevention of coronary artery disease have been well documented, they are not being optimally used in patients at higher risk—the ones most likely to benefit. A recent cohort study of 396 077 patients aged 66 years or more who had a history of cardiovascular disease or diabetes mellitus found that only 19.1% of the patients were prescribed statins. Additionally, the likelihood of statin use diminished progressively as baseline cardiovascular risk and future probability of death increased.⁴⁷

The management of dyslipidaemia in adults with diabetes is receiving attention, as these patients are at higher risk of coronary artery disease and statins could have a preferential effect to decrease concentrations of atherogenic small dense LDL, which could provide an antiatherogenic effect greater than that expected from effects on LDL cholesterol and triglycerides alone. However, large, prospective, randomised outcome trials designed for diabetic patients that have studied the efficacy of lipid lowering drug treatment are lacking. The angiographic diabetes atherosclerosis intervention study (DAIS) was the first of the lipid intervention studies specifically designed for diabetes mellitus; fenofibrate resulted in 42% less increase in stenosis compared with placebo, as assessed by quantitative coronary arteriography.⁴⁸ This was an angiographic study that enrolled 418 diabetic patients and combined those with and without pre-existing clinical coronary disease.

The collaborative atorvastatin diabetes study (CARDS) has recently been published.⁴⁹ We excluded this study from our analysis, because it did not fulfil our inclusion criteria (there was no subgroup of non-diabetic patients). However, given the importance of this trial, we did a sensitivity analysis by including

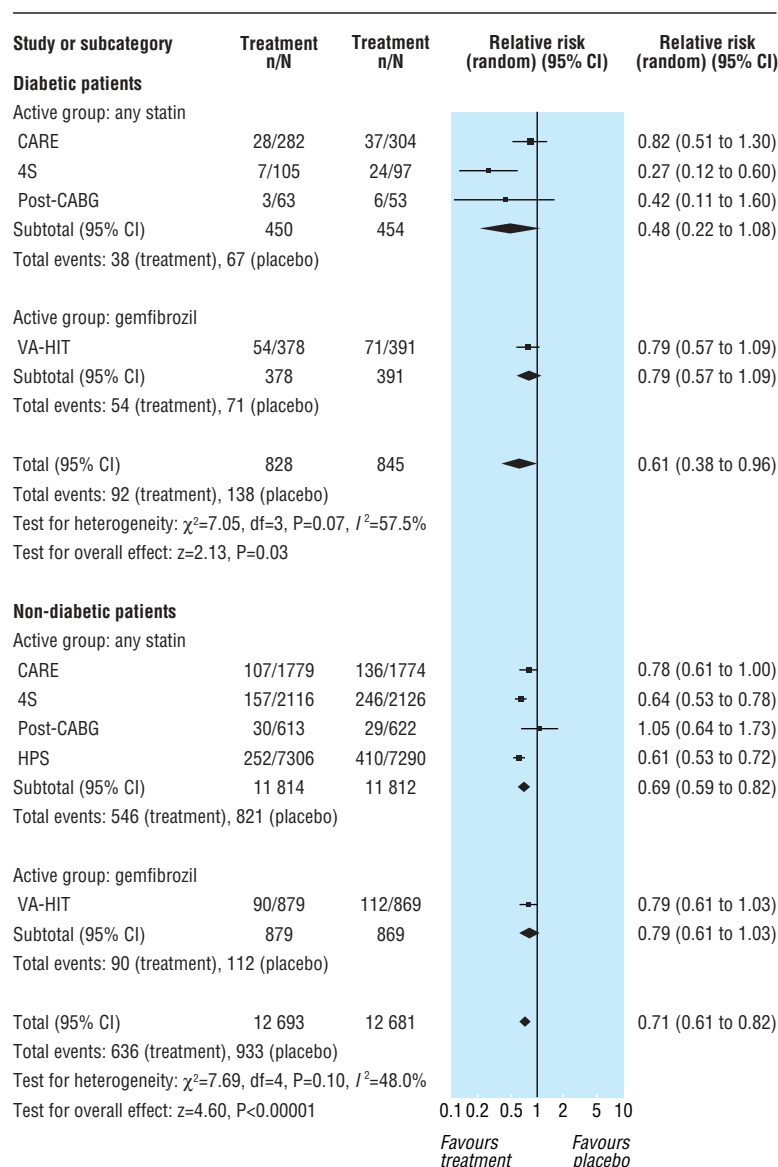


Fig 6 Secondary prevention of non-fatal myocardial infarction

it in the meta-analysis and found a similar risk reduction for major coronary event in primary prevention for diabetic patients: 23% (14% to 31%; $P < 0.00001$) versus 21% (11% to 30%; $P < 0.0001$) without CARDS. The number needed to treat was the same when we include the results of the CARDS: 37 (25 to 69) versus 37 (24 to 75) without CARDS.

Although strong data support the efficacy and safety of statins for primary prevention in patients with diabetes mellitus, some controversy still exists about their use in patients with a low risk of coronary disease.⁵⁰ These ongoing studies will provide the prospective outcome data that are needed for the optimal management of diabetic patients.

Future research should clearly define the threshold over which diabetic patients must be treated and the blood cholesterol target, especially in primary prevention. Until these data are available, we think that our results support the use of statins not only for secondary prevention but also for primary prevention in these patients.

Contributors: JC contributed to the concept and design, data acquisition, data analysis, and interpretation of the data; wrote the first draft of the manuscript; critically revised the manuscript; and gave final approval of the submitted manuscript. MB contributed to the concept and design, data acquisition, and interpretation of data; critically revised the manuscript; and gave final approval of the submitted manuscript. CD contributed to data analysis and interpretation of data, critically revised the manuscript, and gave final approval of the submitted manuscript. AVC contributed to the concept and design and interpretation of the data, critically revised the manuscript, and gave final approval of the submitted manuscript. AVC is the guarantor.

Funding: This was an academic project not funded by any government or non-government grant.

Competing interests: None declared.

Ethical approval: Not needed.

1 Beckman JA, Creager MA, Libby P. Diabetes and atherosclerosis: epidemiology, pathophysiology, and management. *JAMA* 2002;287:2570-81.
 2 Haffner SM, Lehto S, Ronnemaa T, Pyorala K, Laakso M. Mortality from coronary heart disease in subjects with type 2 diabetes and in nondiabetic subjects with and without prior myocardial infarction. *N Engl J Med* 1998;339:229-34.

3 Miettinen H, Lehto S, Salomaa V, Mahonen M, Niemela M, Haffner SM, et al. Impact of diabetes on mortality after the first myocardial infarction. *Diabetes Care* 1998;21:69-75.
 4 UK Prospective Diabetes Study Group. Effect of intensive blood-glucose control with metformin on complications in overweight patients with type 2 diabetes (UKPDS 34). *Lancet* 1998;352:854-65.
 5 Turner R, Cull C, Holman R. United Kingdom prospective diabetes study 17: a 9-year update of a randomized, controlled trial on the effect of improved metabolic control on complications in non-insulin-dependent diabetes mellitus. *Ann Intern Med* 1996;124:136-45.
 6 Chiquette E, Chilton R. Cardiovascular disease: much more aggressive in patients with type 2 diabetes. *Curr Atheroscler Rep* 2002;4:134-42.
 7 Reaven GM, Chen Y-DI, Jeppesen J, Maheux P, Krauss RM. Insulin resistance and hyperinsulinemia in individuals with small, dense, low density lipoprotein particles. *J Clin Invest* 1993;92:141-6.
 8 Austin MA, Edwards KL. Small, dense low density lipoproteins, the insulin resistance syndrome and noninsulin-dependent diabetes. *Curr Opin Lipidol* 1996;7:167-71.
 9 Winkler K, Abletshauser C, Hoffmann MM, Friedrich I, Baumstark MW, Wieland H, et al. Effect of fluvastatin slow-release on low density lipoprotein (LDL) subfractions in patients with type 2 diabetes mellitus: baseline LDL profile determines specific mode of action. *J Clin Endocrinol Metab* 2002;87:5485-90.
 10 Cheung BM, Lauder IJ, Lau CP, Kumana CR. Meta-analysis of large randomized controlled trials to evaluate the impact of statins on cardiovascular outcomes. *Br J Clin Pharmacol* 2004;57:640-51.
 11 Heart Protection Study Collaborative Group. MRC/BHF heart protection study of cholesterol lowering with simvastatin in 20 536 high-risk individuals: a randomised placebo-controlled trial. *Lancet* 2002;360:7-22.
 12 Expert Panel on Detection, Evaluation, and Treatment of High Blood Cholesterol in Adults. Executive summary of the third report of the National Cholesterol Education Program (NCEP) expert panel on detection, evaluation, and treatment of high blood cholesterol in adults (Adult Treatment Panel III). *JAMA* 2001;285:2486-97.
 13 Vijan S, Hayward RA. Pharmacologic lipid-lowering therapy in type 2 diabetes mellitus: background paper for the American College of Physicians. *Ann Intern Med* 2004;140:650-8.
 14 Snow V, Aronson MD, Hornbake ER, Mottur-Pilson C, Weiss KB. Lipid control in the management of type 2 diabetes mellitus: a clinical practice guideline from the American College of Physicians. *Ann Intern Med* 2004;140:644-9.
 15 Law MR, Wald NJ, Thompson SG. By how much and how quickly does reduction in serum cholesterol concentration lower risk of ischaemic heart disease? *BMJ* 1994;308:367-72.
 16 Law MR, Wald NJ, Rudnicka AR. Quantifying effect of statins on low density lipoprotein cholesterol, ischaemic heart disease, and stroke: systematic review and meta-analysis. *BMJ* 2003;326:1423-7.
 17 Fleiss JL. The statistical basis of meta-analysis. *Stat Methods Med Res* 1993;2:121-45.
 18 Deeks JJ, Altman DG, Bradburn MJ. Statistical methods for examining heterogeneity and combining results from several studies in meta-analysis. In: Egger M, Davey Smith G, Altman DG, eds. *Systematic reviews in health care: meta-analysis in context*. 2nd ed. London: BMJ Publication Group, 2001.
 19 Smeeth L, Haines A, Ebrahim S. Numbers needed to treat derived from meta-analysis—sometimes informative, usually misleading. *BMJ* 1999;318:1548-51.
 20 Downs JR, Clearfield M, Weis S, Whitney E, Shapiro DR, Beere PA, et al. Primary prevention of acute coronary events with lovastatin in men and women with average cholesterol levels: results of AFCAPS/TexCAPS. *JAMA* 1998;279:1615-22.

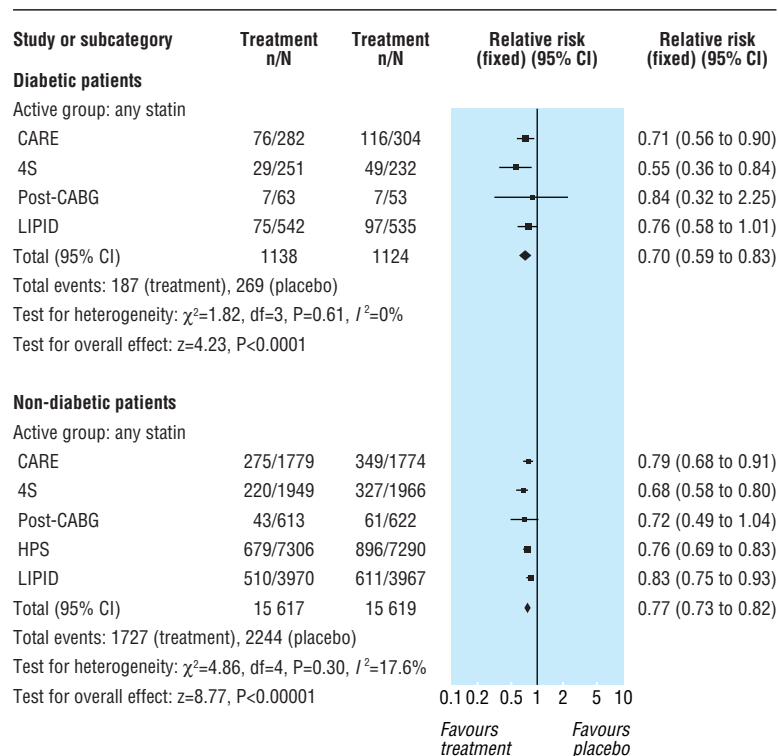


Fig 7 Secondary prevention of myocardial revascularisation procedures (coronary artery bypass grafting or percutaneous transluminal coronary angioplasty)

Table 2 Number needed to treat and benefit for 1000 patients

Outcome	Diabetic patients			Non-diabetic patients			All patients		
	NNT	Benefit/1000	Weighted follow-up average (years)	NNT	Benefit/1000	Weighted follow-up average (years)	NNT	Benefit/1000	Weighted follow-up average (years)
Primary prevention									
Major coronary event	37 (24 to 75)	27	4.5	47 (35 to 73)	21	4.3	44 (33 to 64)	23	4.4
Secondary prevention									
Major coronary event	15 (11 to 24)	67	5.1	17 (14 to 20)	59	5.1	16 (14 to 19)	63	5.1
CHD death or non-fatal MI	15 (9 to 40)	67	5.0	21 (17 to 27)	48	5.0	21 (17 to 26)	48	5.0
CHD death	19 (10 to 90)	53	5.0	61 (31 to 318)	16	5.0	54 (36 to 90)	19	5.0
Non-fatal MI	11 (5 to 141)	91	5.0	34 (23 to 60)	29	5.0	31 (21 to 56)	32	5.0
Revascularisation	11 (8 to 21)	91	5.6	25 (20 to 32)	40	5.3	23 (18 to 29)	43	5.3
Stroke	19 (11 to 50)	53	5.5	84 (53 to 157)	12	5.3	66 (47 to 106)	15	5.3

CHD=coronary heart disease; MI=myocardial infarction; NNT=number needed to treat.

- 21 ALLHAT Officers and Coordinators for the ALLHAT Collaborative Research Group. Major outcomes in moderately hypercholesterolemic, hypertensive patients randomized to pravastatin vs usual care: the antihypertensive and lipid-lowering treatment to prevent heart attack trial (ALLHAT-LLT). *JAMA* 2002;288:2998-3007.
- 22 Frick MH, Elo O, Haapa K, Heinonen OP, Heinsalmi P, Helo P, et al. Helsinki heart study: primary-prevention trial with gemfibrozil in middle-aged men with dyslipidemia. Safety of treatment, changes in risk factors, and incidence of coronary heart disease. *N Engl J Med* 1987;317:1237-45.
- 23 Sever PS, Dahlöf B, Poulter NR, Wedel H, Beevers DG, Caulfield M, et al. Prevention of coronary and stroke events with atorvastatin in hypertensive patients who have average or lower-than-average cholesterol concentrations, in the Anglo-Scandinavian cardiac outcomes trial-lipid lowering arm (ASCOT-LLA): a multicentre randomised controlled trial. *Lancet* 2003;361:1149-58.
- 24 Collins R, Armitage J, Parish S, Sleight P, Peto R, Heart Protection Study Collaborative Group. MRC/BHF heart protection study of cholesterol-lowering with simvastatin in

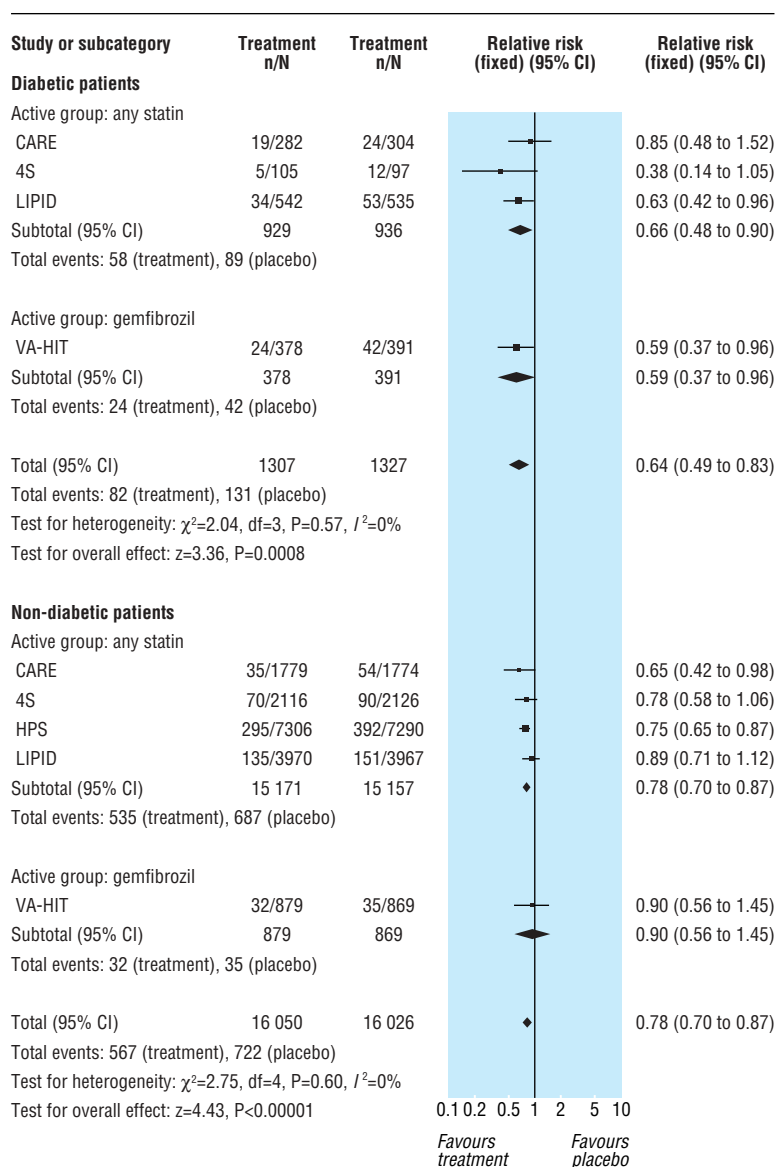


Fig 8 Secondary prevention of stroke

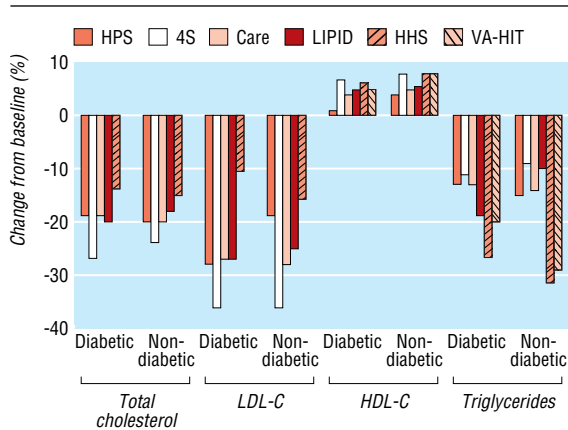


Fig 9 Change in blood lipid concentrations. HDL-C=high density lipoprotein cholesterol; LDL-C=low density lipoprotein cholesterol (no data for total cholesterol were available in VA-HIT)

5963 people with diabetes: a randomised placebo-controlled trial. *Lancet* 2003;361:2005-16.

25 Shepherd J, Blauw GJ, Murphy MB, Cobbe SM, Bollen EL, Buckley BM, et al. Pravastatin in elderly individuals at risk of vascular disease (PROSPER): a randomised controlled trial. *Lancet* 2002;360:1623-30.

26 Pyorala K, Pedersen TR, Kjekshus J, Faergeman O, Olsson AG, Thorgeirsson G. Cholesterol lowering with simvastatin improves prognosis of diabetic patients with coronary heart disease: a subgroup analysis of the Scandinavian simvastatin survival study (4S). *Diabetes Care* 1997;20:614-20.

27 Haffner SM, Alexander CM, Cook TJ, Bocuzzi SJ, Musliner TA, Pedersen TR, et al. Reduced coronary events in simvastatin-treated patients with coronary heart disease and diabetes or impaired fasting glucose levels: subgroup analyses in the Scandinavian simvastatin survival study. *Arch Intern Med* 1999;159:2661-7.

28 Scandinavian Simvastatin Survival Study Group. Randomised trial of cholesterol lowering in 4444 patients with coronary heart disease: the Scandinavian simvastatin survival study (4S). *Lancet* 1994;344:1383-9.

29 Sacks FM, Pfeffer M, Moye LA, Rouleau JL, Rutherford JD, Cole TG, et al. The effect of pravastatin on coronary events after myocardial infarction in patients with average cholesterol levels. *N Engl J Med* 1996;335:1001-9.

30 Goldberg RB, Mellies MJ, Sacks FM, Moye LA, Howard BV, Howard WJ, et al. Cardiovascular events and their reduction with pravastatin in diabetic and glucose-intolerant

myocardial infarction survivors with average cholesterol levels: subgroup analyses in the cholesterol and recurrent events (CARE) trial. *Circulation* 1998;98:2513-9.

31 The Long-Term Intervention with Pravastatin in Ischaemic Disease (LIPID) Study Group. Prevention of cardiovascular events and death with pravastatin in patients with coronary heart disease and a broad range of initial cholesterol levels. *N Engl J Med* 1998;339:1349-57.

32 Keech A, Colquhoun D, Best J, Kirby A, Simes RJ, Hunt D, et al. Secondary prevention of cardiovascular events with long-term pravastatin in patients with diabetes or impaired fasting glucose: results from the LIPID trial. *Diabetes Care* 2005;28:2713-21.

33 Serruys PW, de Feyter P, Macaya C, Kokott N, Puel J, Vrolix M, et al. Fluvastatin for prevention of cardiac events following successful first percutaneous coronary intervention: a randomized controlled trial. *JAMA* 2002;287:3215-22.

34 Post Coronary Artery Bypass Graft Trial Investigators. The effect of aggressive lowering of low-density lipoprotein cholesterol levels and low-dose anticoagulation on obstructive changes in saphenous-vein coronary-artery bypass grafts. *N Engl J Med* 1997;336:153-62.

35 Hoogwerf BJ, Waness A, Cressman M, Canner J, Campeau L, Domanski M, et al. Effects of aggressive cholesterol lowering and low-dose anticoagulation on clinical and angiographic outcomes in patients with diabetes: the post coronary artery bypass graft trial. *Diabetes* 2005;48:1289-94.

36 Rubins HB, Robins SJ, Collins D, Fye CL, Anderson JW, Elam MB, et al. Gemfibrozil for the secondary prevention of coronary heart disease in men with low levels of high-density lipoprotein cholesterol. *N Engl J Med* 1999;341:410-8.

37 Rubins HB, Robins SJ, Collins D, Nelson DB, Elam MB, Schaefer EJ, et al. Diabetes, plasma insulin, and cardiovascular disease: subgroup analysis from the Department of Veterans Affairs high-density lipoprotein intervention trial (VA-HIT). *Arch Intern Med* 2002;162:2597-604.

38 Shepherd J, Cobbe SM, Ford I, Isles CG, Lorimer AR, Macfarlane PW, et al. Prevention of coronary heart disease with pravastatin in men with hypercholesterolemia. *N Engl J Med* 1995;333:1301-7.

39 Freeman DJ, Norrie J, Sattar N, Neely RD, Cobbe SM, Ford I, et al. Pravastatin and the development of diabetes mellitus: evidence for a protective treatment effect in the west of Scotland coronary prevention study. *Circulation* 2001;103:357-62.

40 The BIP Study Group. Secondary prevention by raising HDL cholesterol and reducing triglycerides in patients with coronary artery disease: the bezafibrate infarction prevention (BIP) study. *Circulation* 2000;102:21-7.

41 Verschuren WM, Jacobs DR, Bloemberg BP, Kromhout D, Menotti A, Aravanis C, et al. Serum total cholesterol and long-term coronary heart disease mortality in different cultures: twenty-five-year follow-up of the seven countries study. *JAMA* 1995;274:131-6.

42 Neaton JD, Blackburn H, Jacobs D, Kuller L, Lee DJ, Sherwin R, et al. Serum cholesterol level and mortality findings for men screened in the multiple risk factor intervention trial. *Arch Intern Med* 1992;152:1490-500.

43 Chen Z, Peto R, Collins R, MacMahon S, Lu J, Li W. Serum cholesterol concentration and coronary heart disease in population with low cholesterol concentrations. *BMJ* 1991;303:276-82.

44 Ramsay LE, Haq IU, Jackson PR, Yeo WW, Pickin DM, Payne JN. Targeting lipid-lowering drug therapy for primary prevention of coronary disease: an updated Sheffield table. *Lancet* 1996;348:387-8.

45 Diabetes mellitus: a major risk factor for cardiovascular disease. A joint editorial statement by the American Diabetes Association; the National Heart, Lung, and Blood Institute; the Juvenile Diabetes Foundation International; the National Institute of Diabetes and Digestive and Kidney Diseases; and the American Heart Association. *Circulation* 1999;100:1132-3.

46 Stamler J, Vaccaro O, Neaton JD, Wentworth D. Diabetes, other risk factors, and 12-yr cardiovascular mortality for men screened in the multiple risk factor intervention trial. *Diabetes Care* 1993;16:434-44.

47 Ko DT, Mamdani M, Alter DA. Lipid-lowering therapy with statins in high-risk elderly patients: the treatment-risk paradox. *JAMA* 2004;291:1864-70.

48 Effect of fenofibrate on progression of coronary-artery disease in type 2 diabetes: the diabetes atherosclerosis intervention study, a randomised study. *Lancet* 2001;357:905-10.

49 Colhoun HM, Betteridge DJ, Durrington PN, Hitman GA, Neil NA, Livingstone SJ, et al. Primary prevention of cardiovascular disease with atorvastatin in type 2 diabetes in the collaborative atorvastatin diabetes study (CARDS): multicentre randomised placebo-controlled trial. *Lancet* 2004;364:685-96.

50 Garg A. Statins for all patients with type 2 diabetes: not so soon. *Lancet* 2004;364:641-2. (Accepted 23 February 2006)

doi 10.1136/bmj.38793.468449.AE

Center for Evidence-Based Medicine, University of Lisbon School of Medicine, Lisbon, Portugal
 João Costa assistant in clinical pharmacology and therapeutics
 Margarida Borges clinical consultant in pneumology
 António Vaz Carneiro clinical professor of medicine
 Department of Cardiology, Santa Maria University Hospital, Lisbon
 Cláudio David assistant in clinical pharmacology and therapeutics
 Correspondence to: A V Carneiro, Faculdade de Medicina de Lisboa, CEMBE, Piso 6, Av Prof Egas Moniz, 1649-028 Lisboa, Portugal avc@fm.ulpt

What is already known on this topic

Cardiovascular disease is the most common cause of death in the general population and causes even greater morbidity and mortality in people with type 2 diabetes

The effectiveness of lipid lowering drugs in reducing the risk of coronary events has been shown in large scale studies of both primary and secondary prevention

Large randomised outcome trials designed specifically for diabetic patients are lacking

What this study adds

Meta-analysis of published trials showed that patients with diabetes benefit more than non-diabetic patients, in both primary and secondary prevention

This may have important clinical implications, particularly for primary prevention in patients with type 2 diabetes